

# Tuesday 2<sup>nd</sup> March 2021

## Zoom

Miss Defty is inviting you to a scheduled Zoom meeting every morning this week from 9.00am to around 9.15am.

### Join Zoom Meeting

<https://us04web.zoom.us/j/73809287800?pwd=RDFOalQrN1JrYmE3eXdHRIQybnlvZz09>

Meeting ID: 738 0928 7800

Passcode: KUmYs0

## Emotional Well-Being

Pick an emotional well-being activity to do every day this week.

Discuss and share definitions of gratitude and thankfulness. Talk about how we can show gratitude in different ways, and for different things.

Emotional Well-Being  
Thankfulness  
w/c 01.03.21

Send a postcard of thanks to someone you are grateful to.

Watch the story 'The Giving Tree'

<https://www.youtube.com/watch?v=XFQZfeHq9wo&feature=youtu.be>

Think about these questions:

- Did the boy always remember to show his thanks to the tree?
- Could he have shown his appreciation in a different way? How?
- What could he be grateful to the tree for?
- Do you think the boy's appreciation changed as the story went on?
- At the end what do you think the boy was most grateful for?
- How was the tree grateful to the boy? How did he show it?



Take a gratitude walk around your neighbourhood. Try to observe using all of your different senses, for example; what can you hear, see, smell, and feel. Try to think of the things we might take for granted or not typically notice or appreciate.

Write the letters of the alphabet down the side of a page and write down something you are grateful for that starts with each letter e.g.

A – animals  
B – books  
C – clouds  
D – dancing  
E – electricity  
F – friendship

Draw a picture of something you are grateful of today!

## Phonics

This week we are continuing our work on the 'ear' sound. Can you find the 'ear' 'eer' and 'ere' words in the story? You might need an adult's help reading the whole story.

## English

This half term we are going to look at a story called 'Traction Man is Here'. This week we are going to focus on writing super sentences!

We have done some work on punctuation before – we are awesome at remembering to use full stops. Now we are going to learn about exclamation marks (!) and question marks (?). An exclamation mark ends a sentence that shows a strong feeling, like surprise, excitement or anger. They can also show that someone is raising their voice or shouting.



Have a go at completing the exclamation mark worksheet



Challenge: Can you write your own super sentences using exclamation marks

## English – Reading

Read or listen to the story 'The Three Little Pigs' <https://www.youtube.com/watch?v=xGFjzp8w1E>

Pick a reading activity to do every day this week.

Create your own house using strong materials. Try blowing or using a hairdryer. If your house doesn't break the wolf can't get you!

Design a new front cover for the book.

Design your own wolf mask. You may use any materials you like such as paper, cardboard or clay. Make it as fierce as possible.

Create a warning poster for neighbours in your village to let them know there is a wolf on the loose.



If you were one of the three little pigs what would you build your house out of? Explain your answer.

Choose a character from the book and produce a list of at least 10 adjectives to describe them.

How do you think the three little pigs are feeling when the wolf is outside their door? You may draw pictures or emojis to go with the different feelings.




Do you think the wolf learned his lesson at the end of the story? Explain why.

Write your own ending to the story. What do you want to happen to the wolf?

## Maths

This week we will be practicing our subtraction – remember that means taking away. Today we will be taking away by counting back. Have a go at the questions on the worksheet.

### Expectations:

-  Everyone will complete fluency, 1 reasoning problem solving.
-  Some people will complete all reasoning and problem solving and have a go at a mastery question.
-  Few people will complete all the tasks.

## PE

This half term we will be looking at Gymnastics in PE.

This week you have been reading 'The Three Little Pigs'. Today you will be practicing travelling. Travelling is just another way of moving around the room. Think about how each character in the story would travel e.g., quickly, slowly, quietly.

Using your balances from last week as the houses in the story - you could recreate the story with a travel and balance sequence.

## RE

Please see attached work set by Miss Swan

## Collective Worship – The Rich Fool

Have you ever heard the phrase, “Are your eyes bigger than your belly?” It’s often said at buffets when people are given a large empty plate and told to go and fill it up with as much food as they’d like. Have you ever been to a party and at the buffet you put more food on your plate than you could possibly eat? Did your eyes say I like that I’m going to be able to eat all of that, but your stomach said stop when you were only halfway through? Well, your eyes were bigger than your belly. Imagine you are in a queue for the buffet, the people in front of you are putting lots of food onto their plates. On the table of food, you see ‘the cake’, not just an ordinary cake, but your most favourite cake in the whole world, but people are adding pieces of this cake to their already piled high plates. You get to the cake, but all that is left are a few crumbs. How would that make you feel? At the end of the party, you start to collect in the rubbish because you are very helpful, you see several pieces of ‘the cake’ on people’s plates because their eyes were bigger than their bellies. How would that make you feel?

### **Time to reflect**

- Can you think of a time when your eyes were bigger than your belly?
- Can you think of a time when you lost out due to someone else’s greed?

### **Reflection (Prayer)**

*Dear God,* we are aware of the difference between our needs and our wants. Let us be grateful and content with what we have. We ask for support for those that don’t have all their needs met, as we reflect on what we can do to help others. *Amen.*

# Phoneme Spotter Story

Colour the phoneme **green**.

Once there was a meerkat called Cleary. Cleary was not like the other meerkats. Cleary had big ears and a beard. All the other meerkats laughed at him.

The meerkats always stayed near each other to keep safe but they didn't like Cleary so they left him on his own at the rear of the group.

One day Cleary disappeared. The other meerkats were shaking in fear and shedding tears over poor Cleary. "We're so sorry Cleary" the meerkats said sincerely.

They walked back to the burrow. When they were near the clearing - a meerkat appeared to be stuck in a bush. It was Cleary. One of the meerkats volunteered to get the shears from the bag of gardening gear and cut Cleary's beard free from the bush. Once Cleary was free all the meerkats cheered. From that day they took it in turns to be at the rear of the group and Cleary had made some dear friends.

p.s. there's 39 words to colour

# Exclamation marks

1. Can you circle the exclamation mark in the sentences?

- Traction Man is here!
- "OW!" they cried
- BREAKFAST!
- Oh no! The poisonous dishcloth will get Traction Man!
- The toes have grabbed Scrubbing Brush!
- At last! Granny's!
- We must hurry!

2. Sort the sentences above and colour them in to show why an exclamation mark has been used.



excitement



shock or fear



someone shouting

3. Read each sentence and decide whether it needs a full stop or an exclamation mark.

Traction Man help us

Traction Man and Scrubbing Brush crawled around the garden

He's been caught by the evil Doctor Sock

Do the washing up now

I got a present off Granny

4. Have a go at writing your own super sentences using exclamation marks!

## Subtraction – Crossing 10

### Fluency

Solve the calculations below using the pictures to help you.

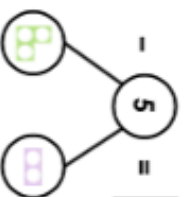
6)

$$15 - 7 = \square$$



5)

$$13 - 5 = \square$$

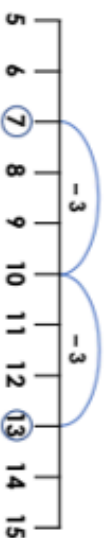


Use the number line to help with the partitioning to 10.



4)

$$13 - 6 = \square$$



3)

Rose had 13 lions in a zoo. 4 of them ran away!

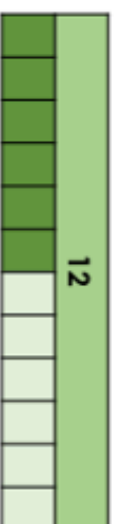


How many are left?



2)

Use the bar model to find the difference between 12 and 6.



$$12 - 6 = \square$$

1)

4b. Write a calculation to match the statement below.

Jenny baked 12 cookies.  
She ate 5.

$$\square - \square = \square$$



### Reasoning and Problem Solving

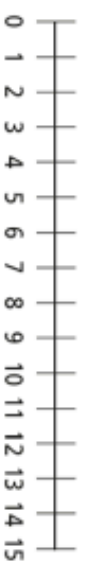
7)

There are 13 toys in a box.

Kim takes some toys out of the box.

There are 5 toys left in the box.

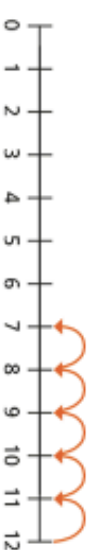
How many toys does Kim take out of the box?



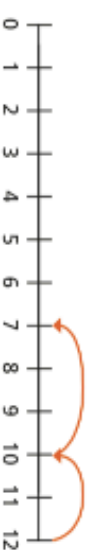
8) What is the same and what is different?

Ron and Eva have worked out  $12 - 5$  on a number line.

Ron's method




Eva's method



9) Sam says:

I start on 15. I subtract 5 and then I subtract 3. What number will I land on?



Write the calculation to match.

$$\square - \square = \square$$

## Subtraction – Crossing 10

### Mastery

10) Jill starts at 13 and jumps back to another number. Tick the calculation to show her jump.

0 1 2 3 4 5 6 7 8 9 10 11 12 13 14 15 16

$13 - 6 =$        $13 - 4 =$        $13 - 7 =$

11) True or False? Explain your answer – draw the problem using counters to prove it.



If I start with 16 balloons, then give 9 away, I will have 6 left.

11)

Ben has 17 apples.  
He gives 8 apples to Jess.  
Who has the most apples?



Explain your answer and complete the calculation to prove it.

$$\square - \square = \square$$