

Monday 1st March 2021

Zoom

Miss Defty is inviting you to a scheduled Zoom meeting every morning this week from 9.00am to around 9.15am.

Join Zoom Meeting

<https://us04web.zoom.us/j/73809287800?pwd=RDFOalQrN1JrYmE3eXdHRIQybnlvZz09>

Meeting ID: 738 0928 7800

Passcode: KUmYs0

Emotional Well-Being

Pick an emotional well-being activity to do every day this week.

Discuss and share definitions of gratitude and thankfulness. Talk about how we can show gratitude in different ways, and for different things.

Emotional Well-Being
Thankfulness
w/c 01.03.21

Send a postcard of thanks to someone you are grateful to.

Watch the story 'The Giving Tree'

<https://www.youtube.com/watch?v=XFQZfeHq9wo&feature=youtu.be>

Think about these questions:

- Did the boy always remember to show his thanks to the tree?
- Could he have shown his appreciation in a different way? How?
- What could he be grateful to the tree for?
- Do you think the boy's appreciation changed as the story went on?
- At the end what do you think the boy was most grateful for?
- How was the tree grateful to the boy? How did he show it?



Take a gratitude walk around your neighbourhood. Try to observe using all of your different senses, for example; what can you hear, see, smell, and feel. Try to think of the things we might take for granted or not typically notice or appreciate.

Write the letters of the alphabet down the side of a page and write down something you are grateful for that starts with each letter e.g.

A – animals
B – books
C – clouds
D – dancing
E – electricity
F – friendship

Draw a picture of something you are grateful of today!

Phonics

This week we are continuing our work on the 'ear' sound. Can you find and colour in the real words and the nonsense words?

English

This half term we are going to look at a story called 'Traction Man is Here'.
This week we are going to focus on writing super sentences!

We can use the word 'and' to join words and sentences together.

Have a go at joining the words and sentences together using 'and'



Challenge: Can you write your own super sentences using 'and'?

English – Reading

Read or listen to the story 'The Three Little Pigs'

<https://www.youtube.com/watch?v=xGFjzp8wl1E>


Pick a reading activity to do every day this week.

Create your own house using strong materials. Try blowing or using a hairdryer. If your house doesn't break the wolf can't get you!

Create a warning poster for neighbours in your village to let them know there is a wolf on the loose.

How do you think the three little pigs are feeling when the wolf is outside their door? You may draw pictures or emojis to go with the different feelings.

Design a new front cover for the book.



Do you think the wolf learned his lesson at the end of the story? Explain why.

Design your own wolf mask. You may use any materials you like such as paper, cardboard or clay. Make it as fierce as possible.

If you were one of the three little pigs what would you build your house out of? Explain your answer.

Choose a character from the book and produce a list of at least 10 adjectives to describe them.

Write your own ending to the story. What do you want to happen to the wolf?

Maths

This week we will be practicing our subtraction – remember that means taking away. Today we will be taking away by counting back. Have a go at the questions on the worksheet.

Expectations:



Everyone will complete fluency, 1 reasoning problem solving.



Some people will complete all reasoning and problem solving and have a go at a mastery question.



Few people will complete all the tasks.

Our Curriculum – What did people do on the Titanic?

Watch Miss Rollins' video on Class Story to learn what people did on the Titanic.



Sort the pictures into first class and third class.



Write a sentence to tell me whether it's fair that third class don't have the same things as first class



Pretend you are a first class or third class passenger – What would you do aboard the Titanic if you were a First / Third class passenger? Draw a picture and write me a sentence - or perhaps even a diary entry.

Collective Worship – The Rich Fool

Once upon a time, there was a goose that laid golden eggs. Each morning the goose would lay just one egg and the old man and woman collected and sold the egg. Over time the old man and woman became very rich, but they were never satisfied. They were greedy and wanted more than one egg a day. Frustrated, they thought that if they cut open the goose, they would get all the eggs in one go. They killed and cut open the goose to find out that she was just like any other goose. They ended up with nothing.

This story is about 2500 years old, passed on from one family to another to teach their children about the dangers of wanting far more than we need.

Jesus told a parable about a greedy rich man. Watch it here: <https://www.max7.org/en/resource/richfool>

Time to reflect

- Have you ever been greedy and then regretted it?
- What does it make you feel like when other people have been greedy?

Reflection (Prayer)

Dear God

We are aware of the difference between our needs and our wants. Let us be grateful and content with what we have. We ask for support for those that don't have all their needs met, as we reflect on what we can do to help others.

Amen

Discuss and share definitions of gratitude and thankfulness. Talk about how we can show gratitude in different ways, and for different things.

Emotional Well-Being
Thankfulness
w/c 01.03.21

Send a postcard of thanks to someone you are grateful to.

Watch the story 'The Giving Tree'

<https://www.youtube.com/watch?v=XFQZfeHq9wo&feature=youtu.be>

Think about these questions:

- Did the boy always remember to show his thanks to the tree?
- Could he have shown his appreciation in a different way? How?
- What could he be grateful to the tree for?
- Do you think the boy's appreciation changed as the story went on?
- At the end what do you think the boy was most grateful for?
- How was the tree grateful to the boy? How did he show it?



Take a gratitude walk around your neighbourhood. Try to observe using all of your different senses, for example; what can you hear, see, smell, and feel. Try to think of the things we might take for granted or not typically notice or appreciate.

Write the letters of the alphabet down the side of a page and write down something you are grateful for that starts with each letter e.g.

A – animals
B – books
C – clouds
D – dancing
E – electricity
F – friendship


Draw a picture of something you are grateful of today!

Create your own house using strong materials. Try blowing or using a hairdryer. If your house doesn't break the wolf can't get you!

Design a new front cover for the book.

Design your own wolf mask. You may use any materials you like such as paper, cardboard or clay. Make it as fierce as possible.

Create a warning poster for neighbours in your village to let them know there is a wolf on the loose.



If you were one of the three little pigs what would you build your house out of? Explain your answer.

How do you think the three little pigs are feeling when the wolf is outside their door? You may draw pictures or emojis to go with the different feelings.

Do you think the wolf learned his lesson at the end of the story? Explain why.

Choose a character from the book and produce a list of at least 10 adjectives to describe them.

Write your own ending to the story. What do you want to happen to the wolf?

Real and Nonsense Words

Colour in the real words **green** and the nonsense words **pink**.

ear	leaf	jearu	hear	peart	deer
greang	fear	heark	dear	tear	flear
clear	wearb	peer	bearp	here	cheer
beer	vears	spear	near	zear	gear
bleard	sincere	greard	twear	career	spereg
volunteer	appear	fliperek	meerkat	heert	sphere

How many real ear words are there? _____

How many real ere words are there? _____

How many real eer words are there? _____

1. Write 'and' to join the words together.

Traction Man _____ Scrubbing Brush

Farm animals _____ Evil Pillow

The Dollies _____ Wicked Professor Spade

Cupcake _____ Doctor Sock

2. Draw lines to make sentences using 'and'. The first one has been done for you. Check that your sentences make sense.

Traction Man is sitting on the Kitchen Cliff

and

Traction Man tickles them so they let go.

The Toes are grabbing the Scrubbing Brush

and

thinking about how everyone is laughing at him.

Traction Man was crawling through the shrubbery

and

they are wearing their medals proudly.

Traction Man and Scrubbing Brush are relaxing after their mission

and

rescuing the Dollies from the Flower Bed.

3. Join these sentences by adding 'and'. The first one has been done for you.

a) *Traction Man is wearing combat boots. He is wearing battle pants.*

*Traction Man is wearing combat boots **and** battle pants.*

b) *The Toes have appeared. They have grabbed Scrubbing Brush*

c) *Scrubbing Brush is ruining Traction Man's suit. He is using it to make a rope to help the spoons.*

4. CHALLENGE: Can you write your own super sentences using 'and'?

Subtraction – not crossing 10

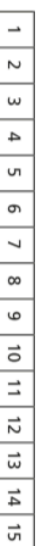
Fluency

Ron uses a number track to work out $15 - 3$



$$15 - 3 = 12$$

1) Use the number track to help you work out the subtraction sums.



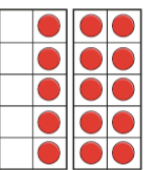
a) $14 - 3 =$

c) $14 - 4 =$

b) $15 - 4 =$

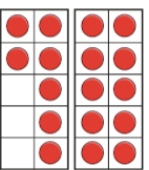
2) Cross out counters to work out the subtraction sums.

a)



$$15 - 4 =$$

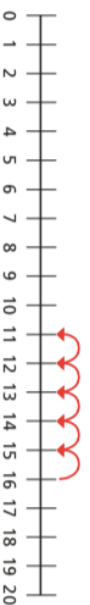
b)



$$17 - 5 =$$

3) Use the number line to help you

a) $16 - 5 =$



Reasoning and Problem Solving

4) Pam has 17 socks. She throws 3 away. Write a subtraction sentence to show this.



$$\square - \square = \square$$

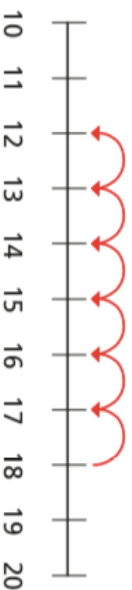
5) Jen has written a number sentence to describe the image below. Is she correct? Prove it.



$16 - 2 = 14$



6) Sam uses a number line to work out a subtraction sum.



Complete Sam's subtraction.

$$\square - \square = \square$$

Mastery

7) Spot and explain the mistake.

FIRST	THEN	NOW

$$17 - 5 = 12$$

8) Tom, Jess and Rob are solving the problem.

FIRST	THEN	NOW

$17 - 15 = 2$

$17 - 2 = 15$


$17 - 1 = 15$

$17 - 2 = 15$

Who has used the correct calculation to represent the problem in the table? Prove it.

9) Complete the table to show how many counters should go in the 'then' box? Write a calculation to show this.

FIRST	THEN	NOW
	<input type="text"/>	



First Class



Third Class

