



Year 5 & 6: Monday 11th January 2021



Morning everyone, it's the start of a new week – We did it last week. We can do it again this week, even better. Let's be awesome together. Happy new week!

Please remember, the work set is a reflection of the work you would have been completing in class. Therefore, please ensure that the work you submit is also a reflection of the standard you would have produced in class.

Emotional well-being

Let's start the day with a video I hope will make you smile. While you're watching, think about the last time you said some of these things (not all of them!) or the last time someone said them to you. Then think about your reactions to others. What would you like to try to do more often?

<https://www.youtube.com/watch?v=m5yCOSHeYn4>



Time for prayer and reflection

Is It Fair?

Is there one thing that you own that is very important to you?

Today we are going to learn about someone called Joseph. Joseph was given something by his dad that started a journey that he couldn't have imagined. He was one of the youngest in his family, but he felt that he was more important than the others. Rachel, Joseph's mother, passed away when his little brother Benjamin was born. Jacob, Joseph's dad, loved Joseph more than his brothers as he was the eldest son of his beloved wife, Rachel.

Read the beginning of Joseph's story below.

Take some time to reflect - Was Joseph right to feel special? Why did Levi feel it was unfair? Can you think of a time when you felt special? (It could be for achieving something at school) How did you let your friends and family know?

Dear God, thank you for times when we feel special. Let us take pride in our work as we complete our tasks and activities today. We are aware of the times when we boast and try and make ourselves feel more special by making other people feel less about themselves. May we be confident in who we are and ready to make everyone around us feel special. Amen

Maths

Mixed numbers to improper fractions

This week we will continue work on fractions. Today you will look at converting mixed number fractions to improper fractions. What is the difference between a mixed number fraction and an improper fraction? How could you explain this to someone who is unsure?



Watch the following video then complete the activity below.

<https://vimeo.com/468942374>



I've included some help posters to support you with this too – mixed number to improper fractions and vice versa – they may be handy for you to keep and refer to. Use this link if you're still not sure - <https://www.youtube.com/watch?v=TrutPJf9GmQ>

English: Reading

Spend another 30mins (minimum) reading a book of your choice quietly – or aloud if you'd like to.



Copy out 3 sentences or phrases you really liked in this text from what you have read so far. Explain what is it you like about each of them.

English: Writing

Features of Instructions

Today we are going to begin to look at writing effective instructions.

Read the instructions below and then annotate (or record examples of) the features of an instructional text.

Features of instructions:

- ~ an introduction to interest the reader
- ~ a list of what is needed
- ~ a method or list of steps
- ~ steps in chronological order
- ~ imperative verbs
- ~ prepositions
- ~ conjunctions
- ~ adverbs
- ~ tips and extra advice for the reader



Can you identify any other features in the instructions that are not listed?

Our Curriculum

Captain James Cook

Following your research on Friday, you are likely to have found that Captain James Cook, an explorer for the British Royal Navy, searched for Antarctica for three years but never found the continent. At one point, he was only 80 miles from the coast!

Today I would like you to research more information about Captain Cook and create a fact file about him.

I have included a template which you can use but it would perhaps be a good idea to create your own.



Time for prayer and reflection

Joseph...

"My name is Joseph, I'm 17 years old and this story is all about me. I have 11 brothers. 10 of them are older than me, but Benjamin is the youngest. I'm my dad's favourite son; you see he's had children with four women, but he loved my mum the most, so that makes me his most important son. He gave me a special coat; it's made of the finest materials, and it is very colourful. I love wearing it, especially around my brothers, it makes me feel important.

Recently I have been having dreams that prove that I am more important than my brothers. In my first dream, my brothers and I were in my dad's fields cutting the corn. When we had cut some of the grain stalks, we collected them together and tied string around them. These bundles are called sheaves. In the dream my sheaf of corn stood up, my brothers' sheaves also stood up and gathered around my sheaf. They then bowed to my sheaf. It was a great dream, when I woke up I went and told them.

My second dream was even better; I dreamt that the sun, the moon and 11 stars all bowed to me. I think that means that my mum, dad and brothers think I'm important. When I woke up I went and told my brothers and my dad. They didn't seem as excited as I did."

Levi...

"My name is Levi, I am the 3rd eldest of 12 brothers. Recently we have been a little fed up of our brother Joseph. Dad gave him a 'special' coat all because of his mum, Rachel. We don't think it's fair, we work hard for our dad, and he doesn't give us anything special, even after we look after his sheep and harvest his crops in the fields. Actually, that reminds me of a dream Joseph told us about. He said that whilst in a field cutting corn, his sheaf stood up and our sheaves gathered around it and started bowing down. A few nights later he'd dreamt that my dad was the sun, his mum the moon and my brothers and I were stars all bowing down to him. I can tell you now, there is no way I'm bowing down to my little brother. Not for a hundred sheaves in a thousand corn fields.

Joseph's always thought of himself as a bit special. Even when he was younger he used to tell us stories of how great he's going to be when he grew up. Dan and Naphtali, two of my other brothers, used to take

the mickey and occasionally beat him up, you know, in the way brothers do. I always thought he was pushing it telling ten older brothers that he was going to be best."

It is important to feel special. But it is important when we feel good about ourselves to still consider the feelings of others. "I've got a new pair of trainers, and I want to show them to others." There's nothing wrong with that, but if you show the same person them ten times and tell them repeatedly that your trainers are better than theirs, then we've gone too far. Don't boast, in this story as we are going to find out Joseph pays quite a high price for his boasts.



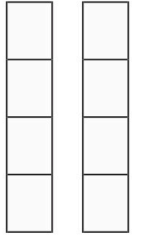
Maths

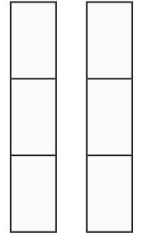
Mixed numbers to improper fractions

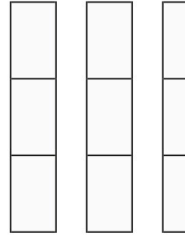


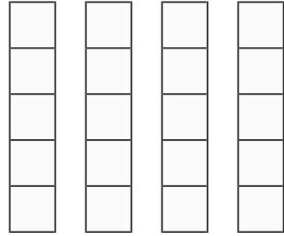
2 Convert the mixed numbers to improper fractions.

Colour the bar models to help you.

a)  $2\frac{1}{4} = \square$

b)  $2\frac{1}{3} = \square$

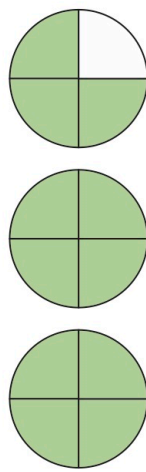
c)  $3\frac{1}{3} = \square$

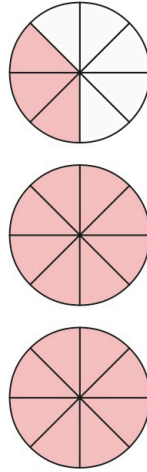
d)  $3\frac{2}{5} = \square$

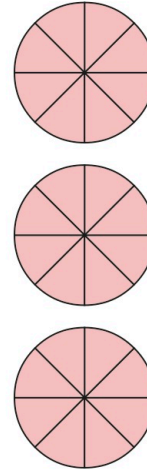



Mixed numbers to improper fractions

1 Convert the mixed numbers to improper fractions.

a)  $2\frac{3}{4} = \frac{\square}{4}$

b)  $2\frac{3}{8} = \frac{\square}{8}$

c)  $3\frac{3}{8} = \frac{\square}{8}$





Maths

Mixed numbers to improper fractions

5 Whitney is converting mixed numbers to improper fractions.



Do you agree with Whitney? _____
Explain your answer.



6

$$\text{●} \frac{3}{5} = \text{▲} \frac{3}{5}$$

The table shows some possible values of the circle.
Use this to find the corresponding value of the triangle.

●	▲
1	
2	
4	
8	
16	
	88
	803



3 Convert the mixed numbers to improper fractions.

Write the next conversion in each part.

a) $2\frac{1}{7} = \frac{\quad}{\quad}$ c) $5\frac{1}{2} = \frac{\quad}{\quad}$

$2\frac{2}{7} = \frac{\quad}{\quad}$ $5\frac{1}{4} = \frac{\quad}{\quad}$

$2\frac{3}{7} = \frac{\quad}{\quad}$ $5\frac{1}{8} = \frac{\quad}{\quad}$

$\frac{\quad}{\quad} = \frac{\quad}{\quad}$ $\frac{\quad}{\quad} = \frac{\quad}{\quad}$

b) $3\frac{1}{5} = \frac{\quad}{\quad}$ $\frac{\quad}{\quad} = \frac{\quad}{\quad}$

$4\frac{1}{5} = \frac{\quad}{\quad}$ $\frac{\quad}{\quad} = \frac{\quad}{\quad}$

$5\frac{1}{5} = \frac{\quad}{\quad}$ $\frac{\quad}{\quad} = \frac{\quad}{\quad}$

Talk to a partner about any patterns you spot.

4 Here are 4 whole pizzas and $\frac{3}{5}$ of a pizza.



How many children can have $\frac{1}{5}$ of a pizza?





English

How to make a witches' potion

Y5 Y6

If you're looking for a dastardly potion to turn your worst enemy into a wart-covered toad, you've come to the right page! Simply follow these step-by-step instructions and in no time, you'll be hearing the croak of your slimy, amphibious victim.

Ingredients

A variety of easy-to-find ingredients are needed to create this ghastly potion:

- One finely-sliced fillet of a fenny snake.
- A single cupful of baboon's blood.
- Two freshly-washed bunches of frog's toes.
- A handful of bat's wool.
- A carefully-measured tongue of dog (6-7cm long).
- Two dozen lizard legs.
- A hairless adder's fork (preferably yellow).
- A single blind-worm's sting.
- Two fully-clipped howlets' wings.
- An entire jarful of fresh newt eyes.



Equipment

Only a few items are required to brew this enchanted liquid:

- One large cauldron with removeable handles.
- The sharpest knife you own.
- An indestructible masher.
- Several stirring spoons (in case one explodes!)
- Your magical spell book, of course!



Method:

1. Before you begin, collect all the ingredients and ensure they meet the guidelines explained in the list above.
2. Once checked, check again! If the adder's fork has a single hair in it, the potion will explode.
3. After the final check, light a fire beneath the cauldron so that the ingredients sizzle upon entering the large pot.
4. When the cauldron is too hot to touch, carefully slice the fillet of fenny snake and drop it in. The slice of meat should sizzle violently as it touches the bottom of the cooking vessel.
5. Before it burns, quickly pour the cupful of baboon's blood to slightly ease the temperature.
6. Following this, aggressively mash the toes into a lumpy paste and rub the bat's wool into it.
7. If the mixture appears hairy and lumpy enough, scoop it into your hands and throw it into the cauldron.
8. Next, simply drop in the tongue of dog, two dozen lizard legs and hairless adder's fork.
9. Once combined, stir the mixture taking care not to spill any of the blood inside (it's a nightmare to clean up!)
10. When the hell-broth begins to bubble, add a single blind-worm's sting and an entire jarful of fresh newt eyes so that mixture thickens further.
11. After the mixture has thickened so much that it begins to bend your stirring spoon, finely dice two fullyclipped howlet's wings and decorate the tar-like mixture with the chunks of dead owl meat.

If you have followed the instructions carefully, a thick, tar-like mixture should be sat before your eyes. For the magic to work, you simply need your victim to dive into the mixture on the third Sunday of May. Good luck with arranging that part!



Our Curriculum

_____ Fact File

Full Name: _____

Date of Birth: _____

Place of Birth: _____

Famous for: _____

Who were they? _____

Their life: _____
