

Emotional Well-Being:

Taking time for yourself to do something that relaxes you is so important. I personally like to read books set in foreign countries to relax me; it makes me feel like I am having an adventure from my sofa! Today, I would like you to spend some time thinking about what makes you feel relaxed and happy. Maybe you like reading, colouring, artwork, listening or playing music or maybe you like chatting with your family. Whatever it is that you like to do, I would like you to spend some time today doing something that relaxes you. You can send me a picture on Class Dojo if you like as well!

English:

This half term we are going to be looking at the traditional tale of Beowulf. In today's lesson I would like you to use a dictionary to find the definition of the words on the worksheet. Remember there are 3 different ways you can find a definition: 1) use a dictionary, 2) use an online search engine and 3) ask someone. You can use an online dictionary as well today if you do not have a paper one at home.

Presentation Expectations:

- Plain, lined paper.
- Normal pencil (not coloured, no felt tips or markers please).
- Neatest handwriting.
- Capital letters, finger spaces and full stops.

Maths:

Today we are looking at describing right angles in shapes. Remember a right angle has 90° and looks a bit like a 'corner'. There are lots of videos here to help you with each part of the questions.

https://www.youtube.com/watch?v=7cPLvBKQcLs&ab_channel=sherinaabeysingh

https://www.youtube.com/watch?v=2JSk0DC5q4g&ab_channel=FreeSchool

https://www.youtube.com/watch?v=p8nwiJoJfPU&ab_channel=TheLearningOasis

Expectations:

- Everyone will complete all the fluency questions, 1 reasoning and 1 problem solving.
- Some people will complete all the reasoning questions as well.
- Few people will complete all the problem-solving questions as well.

Curriculum:

Today we are going to be starting our topic on earthquakes. Our key question is “why does the USA suffer from earthquakes?” and our debate question is “are earthquakes preventable?” which is very interesting! Today I would like you to answer the open question: what is an earthquake? Don’t do any research, this is just whatever you think an earthquake means to you. To help you, I have made a circle map. In the red part please write down any questions you would like to ask and in the blue part please write down anything that you already know.

Collective Worship:

No matter how good you are at something naturally, it is practise that will make you better. Natural talent may mean that you are able to pick up certain skills quicker and easier than others, but without practise you’ll never master them. Imagine two teams of talented football players learning a new formation in the locker room, which team will be better at

it, the one that practises it or the one that just talks about it? Or imagine a musician reading about a new technique in a book. Do you think they’ll perfect it just by thinking about it or do they need to try it out? Talents may be nice, but they’ll never improve unless you put them into practise. You could think of them as toys in their original box, whilst in the box no one benefits from them, (except old boring people who just like to look at them) but by using them they will become what they were designed to be.

Reflection (Prayer)

(Dear God)

We are thankful for the variety of gifts and talents in this school. We are thankful for the talents that we have, whether we know about them now or will get to know about them in the future. Let us use and grow our talents for the benefit of ourselves and our community. *(Amen)*

Work:

English:

Year 3: Find the meaning of these words in your dictionaries.


1. roam
2. howl
3. warrior
4. lair
5. dazzle
6. gleam
7. stun
8. vow
9. twinkle
10. crouch

Maths:

Fluency:

F1)

Complete the sentences on the lines in your book.



The angle between the hands is called a _____ angle.

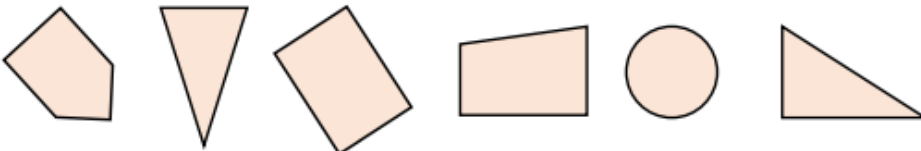
One quarter turn is equal to a _____ angle.

Fluency:

F2)

Sort the shapes based on the number of right angles they have.

Record your answer in a table.



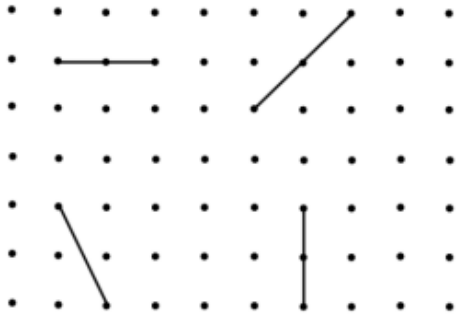
Fluency:

F3)

1. How many right angles make a quarter turn?
2. How many right angles make a half turn?
3. How many right angles make a three-quarter turn?
4. How many right angles make a full turn?

Problem Solving:
P1)


Draw a line along the dots to make a right-angle with each of these lines:



Reasoning:
R1)

True or False?

This shape has two right-angles.



Explain your answer.

Problem Solving:

P2)

How many right angles can you see in this image?



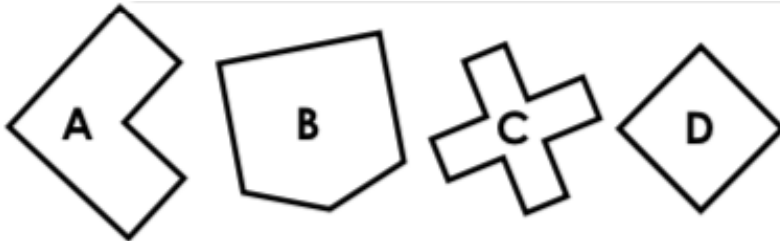
Can you create your own image with the same number of right angles?

Problem Solving:

P3)

Match the statements to the correct shape.

1. My shape has enough right angles to make 1 full turn and a quarter turn.
2. My shape has enough right angles to make 2 half turns.
3. Shape 2 has twice as many right angles as my shape.



Curriculum:

Open Question:

What is an earthquake?

