

Emotional Well-Being:

Taking time for yourself to do something that relaxes you is so important. I personally like to read books set in foreign countries to relax me; it makes me feel like I am having an adventure from my sofa! Today, I would like you to spend some time thinking about what makes you feel relaxed and happy. Maybe you like reading, colouring, artwork, listening or playing music or maybe you like chatting with your family. Whatever it is that you like to do, I would like you to spend some time today doing something that relaxes you. You can send me a picture on Class Dojo if you like as well!

English:

This half term we are going to be looking at the traditional tale of Beowulf. In today's lesson I would like you to summarise the story so far. You are really good at doing this now because we have done it lots in class. Put the pictures in the correct order and write a short summary next to each of them. This will not take you to the end of the story, now it is your turn to write a short summary of the rest of the story. Use the videos of me reading to help you if you need it.

Presentation Expectations:

- Plain, lined paper.
- Normal pencil (not coloured, no felt tips or markers please).
- Neatest handwriting.
- Capital letters, finger spaces and full stops.

Maths:

Today we are looking at comparing angles. There are 3 types of angles.

right angles = exactly 90°

acute angles = $0-89^\circ$ smaller than a right angle

obtuse angles = more than 90° but less than 180°

reflex angles = anything between 181° and 360°

https://www.youtube.com/watch?v=GAztKuhs6Rc&ab_channel=MathsOnline

[https://www.youtube.com/watch?v=pKYjl3BZFwM&ab_channel=LynehamPrimary School](https://www.youtube.com/watch?v=pKYjl3BZFwM&ab_channel=LynehamPrimarySchool)

https://www.youtube.com/watch?v=9RTM418qfdI&ab_channel=HappyLearningEnglish

Expectations:

- Everyone will complete all the fluency questions, 1 reasoning and 1 problem solving.
- Some people will complete all the reasoning questions as well.
- Few people will complete all the problem-solving questions as well.

PSHCE:

This week I would like you to have a think about internet safety. The internet can be an extremely useful tool and has lots of positives. It can also be unsafe and has some negatives. Please could you make a poster showing some of the positives and negatives of the internet. Next week you can use this information to make a leaflet explain how to stay safe and avoid the negatives. For now, just focus on research some good and bad aspects of the internet.

Collective Worship:

What is the difference between a battery- powered toy and a human muscle? One loses power whilst it is being used, and the other gets more powerful the more it is used. Muscles require us to use them, and by using them they improve. It is the same with skills and talents. The more we practise them, the better we are able to use them. Practising something that you can already do easily isn't really practise. A boy in ancient Greece, called Demosthenes, struggled to talk properly, he was so determined to improve such a basic skill that he would practise talking, putting phrases together, reciting poems and repeating various sounds. As he improved, it is said that he would practise with pebbles in his mouth (don't try this yourself). He became famous for his speeches and his ability to talk. Once you have mastered a particular part of a skill, like Demosthenes, it is time to practise things that are slightly more difficult. If you think you have the skill of patience, try being around annoying people without losing your cool or think of bigger and better ways of being kind. Talents and skills improve with effort and practise.



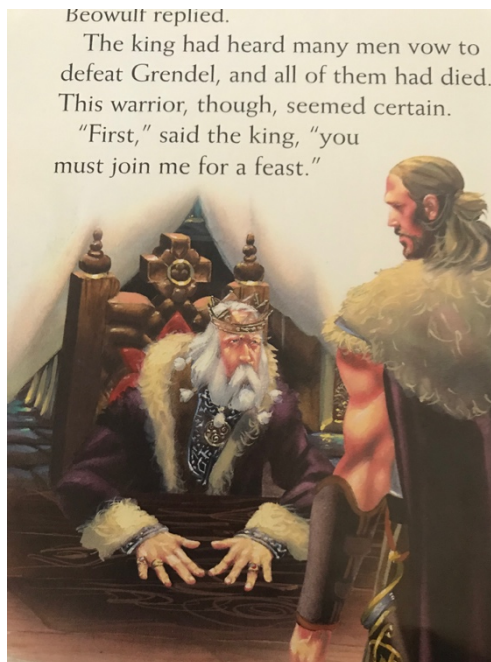

Reflection (Prayer)

(Dear God)

We are thankful for the variety of gifts and talents in this school. We are thankful for the talents that we have, whether we know about them now or will get to know about them in the future. Let us use and grow our talents for the benefit of ourselves and our community. *(Amen)*

Work:

English:



Maths:

Fluency:

F1)

Complete the sentences on the lines in your book.



The angle between the hands is _____ than a right angle.
This is called an _____ angle.



The angle between the hands is _____ than a right angle.
This is called an _____ angle.

Fluency:

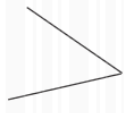
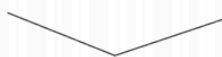

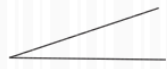
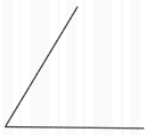



F2)

Label any acute or obtuse angles in these images.



Fluency:

F3) Label the angles as either: obtuse or acute.

1.  _____	2.  _____
3.  _____	4.  _____
5.  _____	6.  _____
7.  _____	8.  _____

Reasoning:

R1)

Teddy describes a shape.



My shape has 3 right angles and 2 obtuse angles.

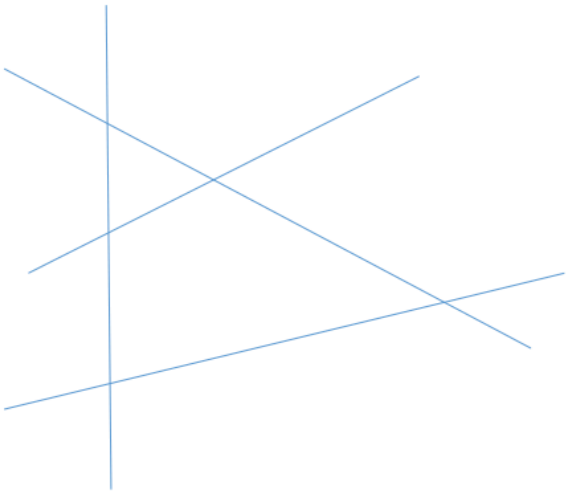
What could Jack's shape look like?

Describe a shape in terms of its angles for a friend to draw.

Problem Solving:

P1)

Label the acute angles (A) and obtuse angles (O) on the diagram below



Problem Solving:

P2)

Make a table to show how many acute, obtuse and right angles are in both of these shapes:

