

Thursday 7th January 2021

Emotional Well-Being

Take some time out of your day to do something you enjoy - this could be watching a TV programme, playing a game, reading a book, going for a walk, baking with your family, drawing a picture etc.

Phonics

Our new sound this week is 'ar'.
Can you find the 'ar' words in the story?
You might need an adult's help reading the whole story.

Reading

Upload a video of you reading some of your favourite book.

English

The little boy in the story thinks the penguin is lost. Can you create a found poster? Use some of your brilliant adjectives from yesterday to help you write some descriptive sentences about the penguin.

Maths

This week we will be learning about shape. Watch this video about 2D shapes <https://vimeo.com/476288716> Fill in the worksheet below.

Extension: Go on a shape hunt in your house – what 2D shapes can you find?

Our Curriculum – Where is the South Pole?

Our Penguin friend is lost, and you found out that penguins live in the South Pole. Your challenge today is to find out where the South Pole is.

Can you use the internet to find the South Pole on a map of the world? Mark it on your map of the world below. Which continent is it on?

Now I'd like you to label the South Pole on the map of Antarctica?

Can you find out any interesting facts about the South Pole and Antarctica?

Collective Worship - Talent Takes Practice

What is the difference between a battery- powered toy and a human muscle?

One loses power whilst it is being used, and the other gets more powerful the more it is used.

Muscles require us to use them, and by using them they improve. It is the same with skills and talents. The more we practise them, the better we are able to use them. Practicing something that you can already do easily isn't really practise.

A boy in ancient Greece, called Demosthenes, struggled to talk properly, he was so determined to improve such a basic skill that he would practise talking, putting phrases together, reciting poems and repeating various sounds. As he improved, it is said that he would practise with pebbles in his mouth (don't try this yourself).

He became famous for his speeches and his ability to talk. Once you have mastered a particular part of a skill, like Demosthenes, it is time to practise things that are slightly more difficult. If you think you have the skill of patience, try being around annoying people without losing your cool, or think of bigger and better ways of being kind. Talents and skills improve with effort and practise.

Time to reflect

- What are you already good at?
- What could you do to get better at it?
- What aren't you so good at? What do you need to do next to improve?

Prayer

Dear God.

We are thankful for the variety of gifts and talents in this school. We are thankful for the talents that we have, whether we know about them now or will get to know about them in the future. Let us use and grow our talents for the benefit of ourselves and our community.

Amen

Phoneme Spotter Story

Colour the phoneme **green**.

The boys went to the park on a starry night. The park was not far so they did not need the car.

The boys took some jars to catch some large fish. They looked in the pond and saw a shark. The shark had sharp teeth and a terrible scar.


They boys were worried and marched far away. They got to a tree and they decided to carve the word danger into the bark. It was hard at the start and their arms started to hurt. In the end it looked like art.

The boys decided to get out of harm's way and headed back to the play yard to play on the monkey bars.

Soon it was dark and cold. Each boy put on their scarf and headed back to the car park. They boys were starving but it wasn't much farther. They ran to the market before going home to feed the farmyard animals in the farm's barn.

p.s. there's 33 words to colour

FOUND!



Type of animal: _____

Place found: _____

Description of animal: _____



If you have any information please call _____

Recognise and name 2-D shapes


1 Label the shapes.

Use the word bank to help you.





square rectangle circle triangle








2 Which shape is the square?



3 Which shapes are circles?



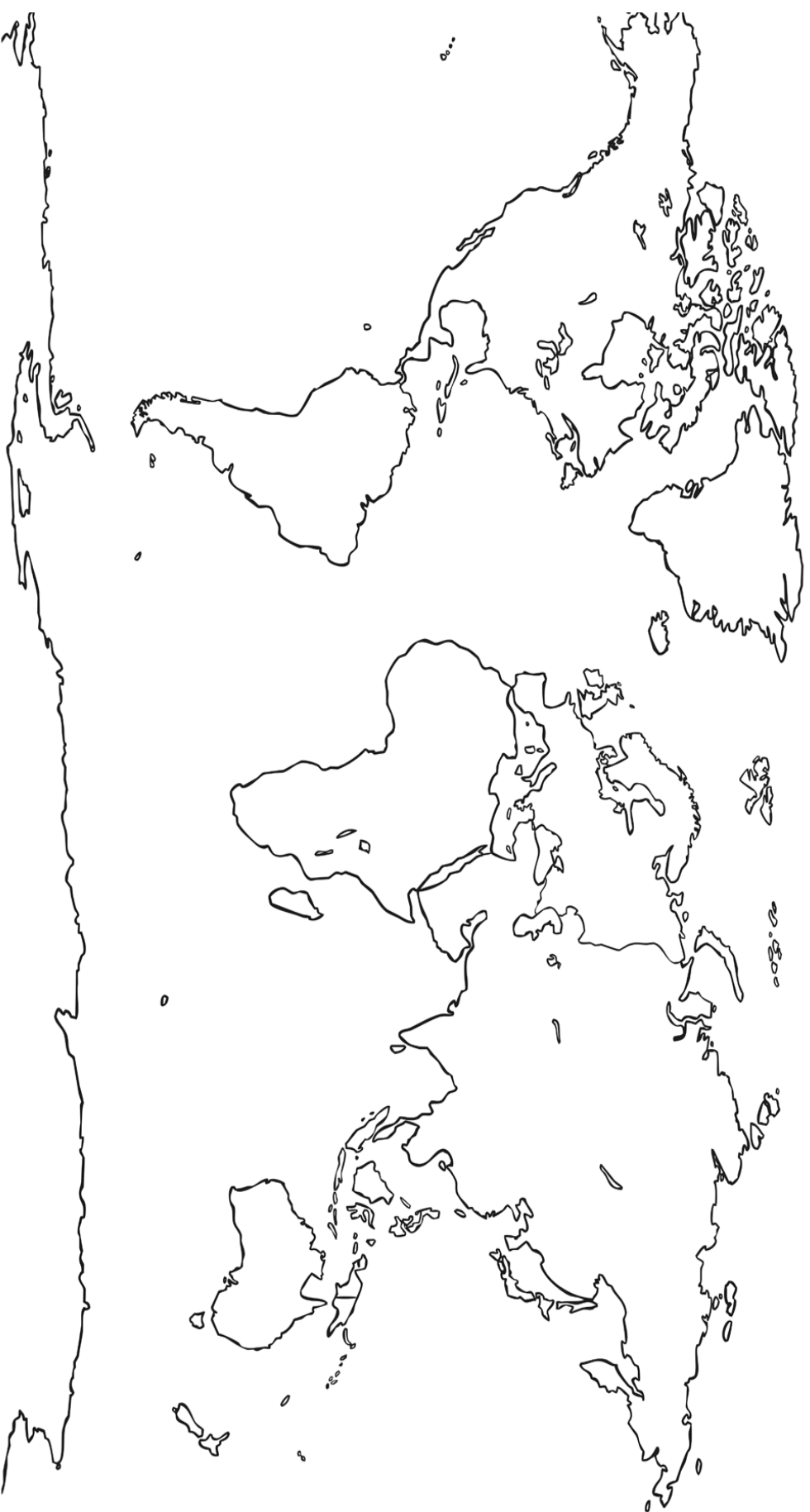
4 Which shapes are triangles?



How do you know?



Where is the South Pole?



Where is the South Pole?



Interesting facts about the South Pole and Antarctica