

Year 4 – Mr. Churchill

Tuesday 26th January 2021

English

Today, your task is to answer some questions based on the narrative poem 'The Adventures of Isabel'. Please re-read the poem from yesterday and use it to answer the questions on the English resources sheet. **Re-read the poem as often as you need to.** It is essential that comprehension skills are practiced using poetry-often poems contain abstract ideas and concepts, which can, depending on the poem, make them very difficult to understand. This makes it essential that the children are well versed in answering questions on poetry.

English-Reading

Please read your chosen text and send a video via Class Dojo of you reading aloud. The standard of the reading aloud in previous weeks has been phenomenal-please keep this up!

Mathematics

In mathematics, we are continuing to look at area. Please watch the following video and complete the worksheet attached.

<https://vimeo.com/500381471>

Remember, you can watch this video as many times as you need to.

Please note, in Year 4 it is essential that the children understand the concept of what are actually is before they can progress to calculating it using a formula etc.

P.E.

Please use the following link to get active!

<https://www.youtube.com/watch?v=hnOtrnh80hs>

Please make sure that you warm up and down before and after completing this workout!

R.E.

Miss. Swan has set the RE work for this afternoon.

Prayer and EWB after maths and English resources

English resource:

1. Who is the main character in the poem?

2. List all the rhyming couplets in the poem.

.....
.....
.....
.....

3. Read the first verse. Which words does Isabel use to describe the bear?

.....

4. Look up the meaning of the words *ravenous* and *cavernous*. Write down what they mean and put them each into a sentence.

Ravenous means

Cavernous means

5. Why does Isabel use the word *cavernous* to describe the bear's mouth?

.....
.....

6. Write two verbs from the first verse that show alliteration.

.....

7. What did Isabel do to the bear? Quote the words exactly from the poem.

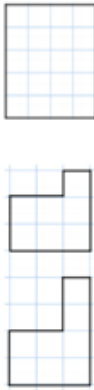
.....
.....

Mathematics Task resource

Fluency

F1)

Complete the sentences for each shape.



The area of the shape is ___ squares.

F2)

Here is a patchwork quilt.

It is made from different coloured squares.

Find the area of each colour.

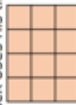


Purple = ___ squares Green = ___ squares

Yellow = ___ squares Orange = ___ squares

F3)

Jack uses his times-tables to count the squares more efficiently.




There are 4 squares in 1 row.

There are 3 rows altogether.

3 rows of 4 squares = 12 squares

Use Jack's method to find the area of this rectangle.



Reasoning

R1)

Dexter has taken a bite of the chocolate bar.



The chocolate bar was a rectangle.

Can you work out how many squares of chocolate there were to start with?

Problem solving

PS1)

This rectangle has been ripped.



What is the smallest possible area of the original rectangle?

What is the largest possible area if the length of the rectangle is less than 10 squares?

A Prayer for When I am Thankful

God, thank You for this day! Thank You for the birds and the animals, the flowers and the trees, the lakes and the streams, and the sun that rises and sets over them each day. Thank You for creating everything we see! Thank You for the life we live, and for making each person different. Thank You for Jesus, who died for us so that we can go to heaven one day just for believing in Him. What an amazing God You are! In Jesus' Name, Amen.

Emotional Well-Being Activity

Please complete one activity from the options on the 'Mindfulness' pdf document attached.

