

# Thursday 14<sup>th</sup> January 2021

## Emotional Well-Being

Take some time out of your day to do something you enjoy - this could be watching a TV programme, playing a game, reading a book, going for a walk, baking with your family, drawing a picture etc.

## Phonics

This week we will be looking at the OR Family. There are 6 different ways to make the 'or' sound like in corn.

'or' – corn  
'aw' – law  
'au' – autumn  
'ore' – score  
'oor' – door  
'a' - all

Today we will be focusing on the alternative 'or' sounds. They are 'oor', 'ore' and 'a'. Watch my video on Class Story and search your house for things with these alternative sounds in or draw me a picture of some objects.

## English

Today I would like you to do some more research about penguins. I would like you to focus on **what penguins eat** and try to find some **interesting facts** about penguins. Write down some notes of what you have learned, this will help you to write your report next week.

## Reading

Listen to the non fiction book – Baby Cheetahs <https://www.youtube.com/watch?v=RvHKlMBJ6uc>  
Answer the questions about baby cheetahs.

## Maths

Have a go at answering the questions about shape on your own. Adults – you can help by reading the questions. If you help your child to answer question can you put a little star beside it 😊

## Our Curriculum – Which animals live in the Antarctic and how do they survive?

Research some of the wildlife that live in the Antarctic – penguins, seals, whales, snow petrels etc.  
Choose an animal and make a fact file about it – try to include:

- the habitat (home) of the animal,
- its appearance (what it looks like),
- its diet (what it eats) and
- fascinating facts about your chosen animal.

## Collective Worship – Is it fair?

What happened to Joseph in yesterday's story? Today, we are going to hear from a man in Egypt to find out what happened to Joseph.

*“My name is Potiphar, I'm Egyptian, and I'm very, very important. I am very rich, I have a very large house, many servants, and I'm very important. It is important that you know that I'm important. I advise Pharaoh on many things, top secret things. Anyway, enough about important me, I bought Joseph off some traders, he was young and looked intelligent. I was so impressed by him that he was soon in charge of the other servants; he even ended up looking after my money. My wife told me that he'd given her a funny look. In MY house! To think that I trusted him! He's in prison now.”*

Potiphar's wife had made the whole thing up, but Joseph once again found himself alone and, this time, it most certainly wasn't his fault. Whilst in prison, Joseph worked hard and won the respect of the prison guard. The guard saw that Joseph was a good, honest and wise man. Eventually, Joseph was put in charge of the other prisoners.

Can it get any worse for Joseph? We began the story with Joseph as dad's favourite, dreaming and wearing a great coat. But Joseph didn't blame his circumstances, sitting in his cell moping around and complaining, telling everyone that his dreams were now shattered, instead he chose to work hard and prove himself to the prison guard.

### Time to reflect:

- How would you have felt if you had been put in prison without doing anything wrong?
- How did working hard, rather than complaining, help Joseph?

### Reflection (Prayer)

*Dear God*

It must have been difficult for Joseph to be able to think positive having gone through all that he did. Let us be positive and work hard even at times when we think the world is against us.

*Amen*

## Baby Cheetahs – Reading Comprehension

1) Complete the sentence:

Baby cheetahs are called \_\_\_\_\_

2) What do baby cheetahs have on their bodies?

Stripes

Stars

Spots

3) How does mum move the cubs?

In the car

On her back

In her mouth

4) What do the cubs follow mum to find?

\_\_\_\_\_

5) What do the cheetahs do to practice their skills?

\_\_\_\_\_, \_\_\_\_\_ and \_\_\_\_\_

---

Handwriting practice box with 8 horizontal lines.

Blank rounded rectangular box.

Handwriting practice box with 2 horizontal lines.

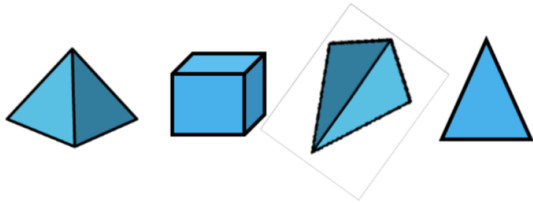
Large handwriting practice box with 4 horizontal lines.

Match each shape to its name.  
One has been done for you.




cuboid   cylinder   cube   cone

Circle the pyramids.




Match each shape to its name.  
One has been done for you.



circle   rectangle   square   triangle

Ed makes a picture using shapes.  
Complete the sentences to describe  
Ed's picture.



There are  squares.

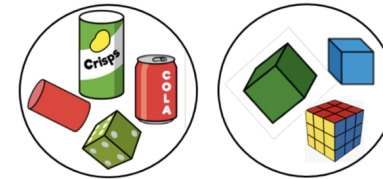
There are  triangles.

Sam has made a pattern.



Draw the next two shapes in the pattern.

Seb has sorted some 3D shapes.



Put a cross on the shape in the wrong group.

Circle the shape which is not a triangle.



Mo covers part of a shape.



Tick all of the shapes it could be.

circle   rectangle   square   triangle